

## The Role of Two-Year Institutions in Four-Year Success

For many students, the path to successfully completing a degree at a four-year institution includes enrollment at one or more two-year institutions.

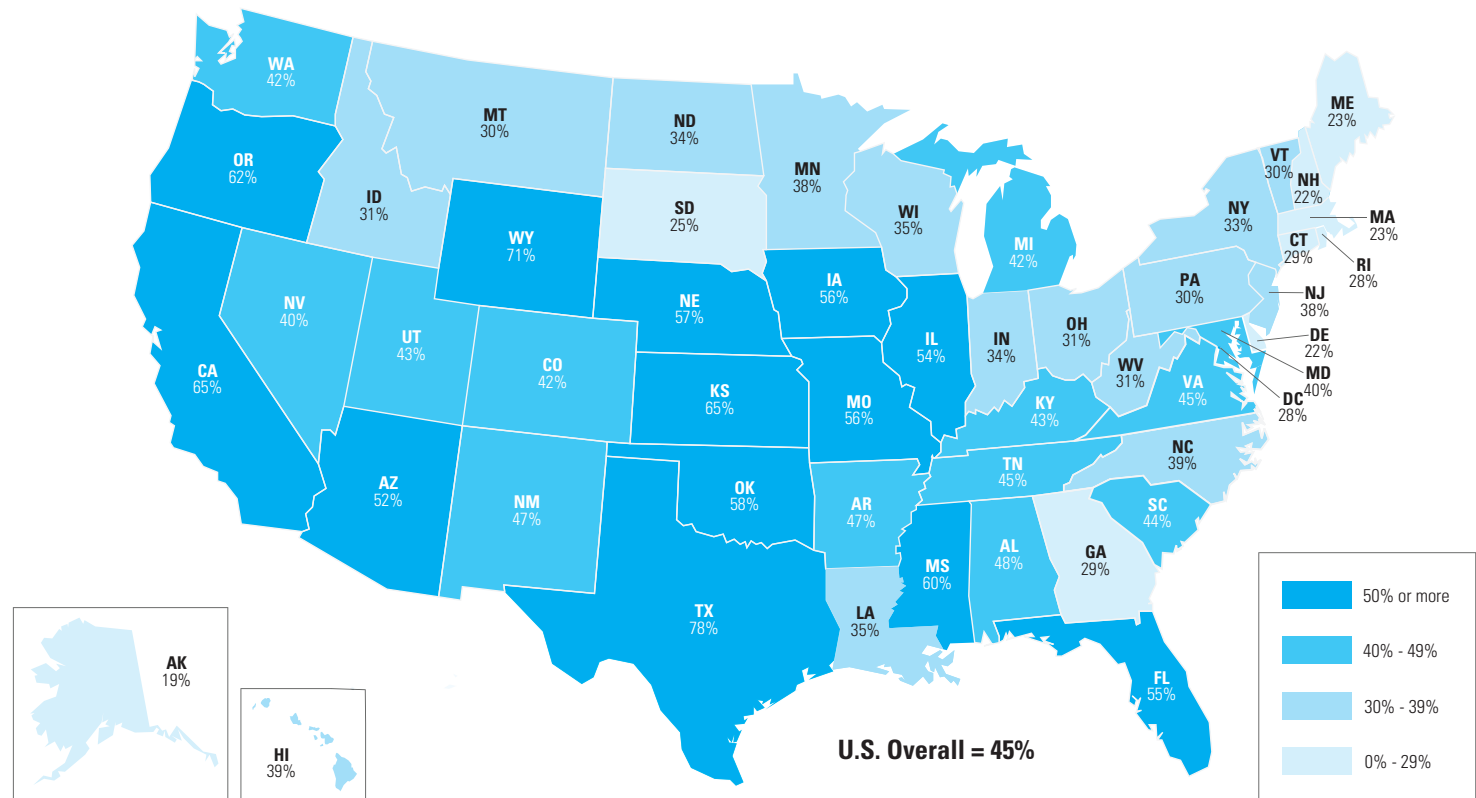
In the 2010-11 academic year, **45 percent** of all students who completed a degree at a four-year institution had previously enrolled at a two-year institution.

The contribution of two-year institutions varies by state. In 13 states, more than half of the degree recipients at a four-year institution had previously enrolled at a two-year institution.

The 2010-11 Two-Year Contributions Table with individual state and territory information is available at [www.studentclearinghouse.org/snapshot](http://www.studentclearinghouse.org/snapshot).

With data current through Summer 2011

### Percentage of Students Completing Degrees at Four-Year Institutions Who Previously Enrolled at Two-Year Institutions\*



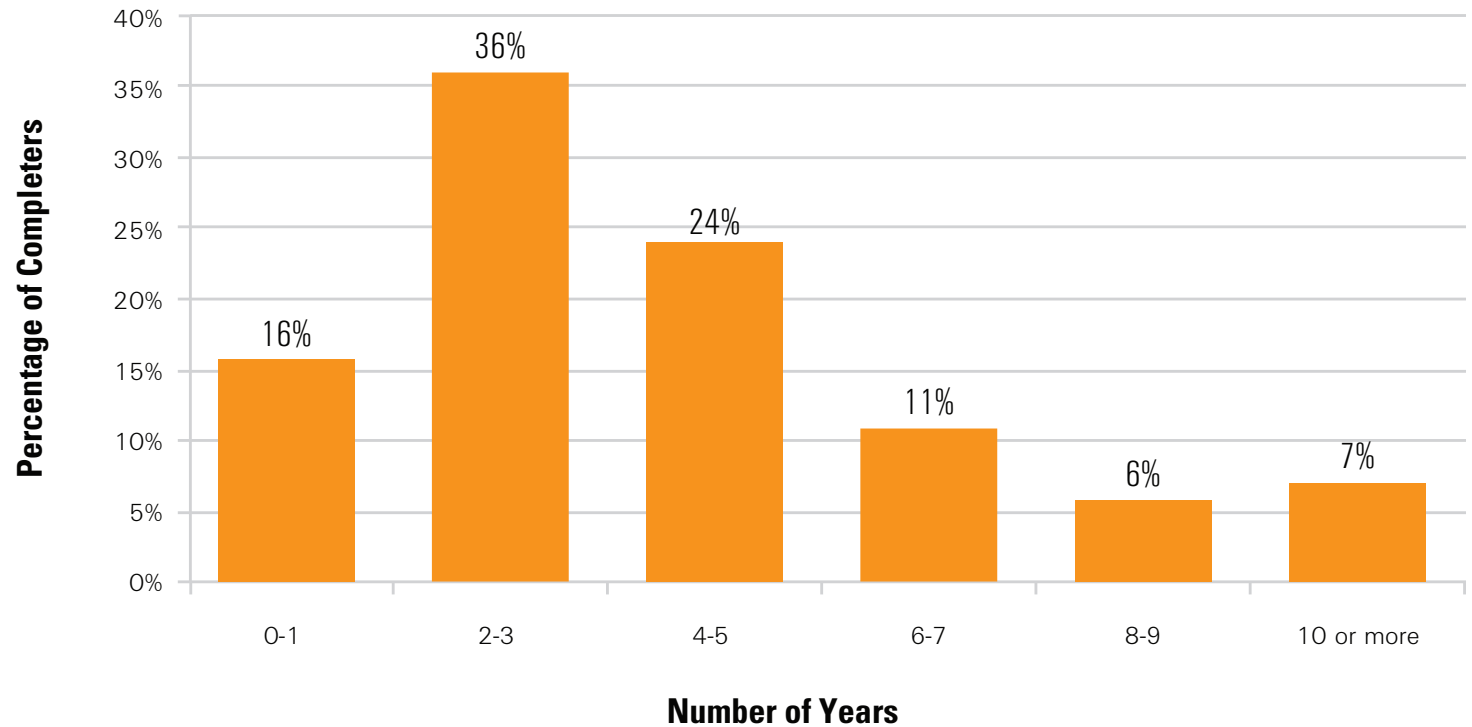
## Recency of Two-Year Enrollment

In the 2010-11 academic year, **45 percent** of all students who completed a degree at a four-year institution had previously enrolled at a two-year institution.

Over half of these students completed a degree from a four-year institution within three years of leaving their most recent two-year institution. Three quarters of them completed a degree within five years.

With data current through Summer 2011

### Number of Years Between Degree Completion at Four-Year Institutions and Most Recent Enrollment at Two-Year Institutions



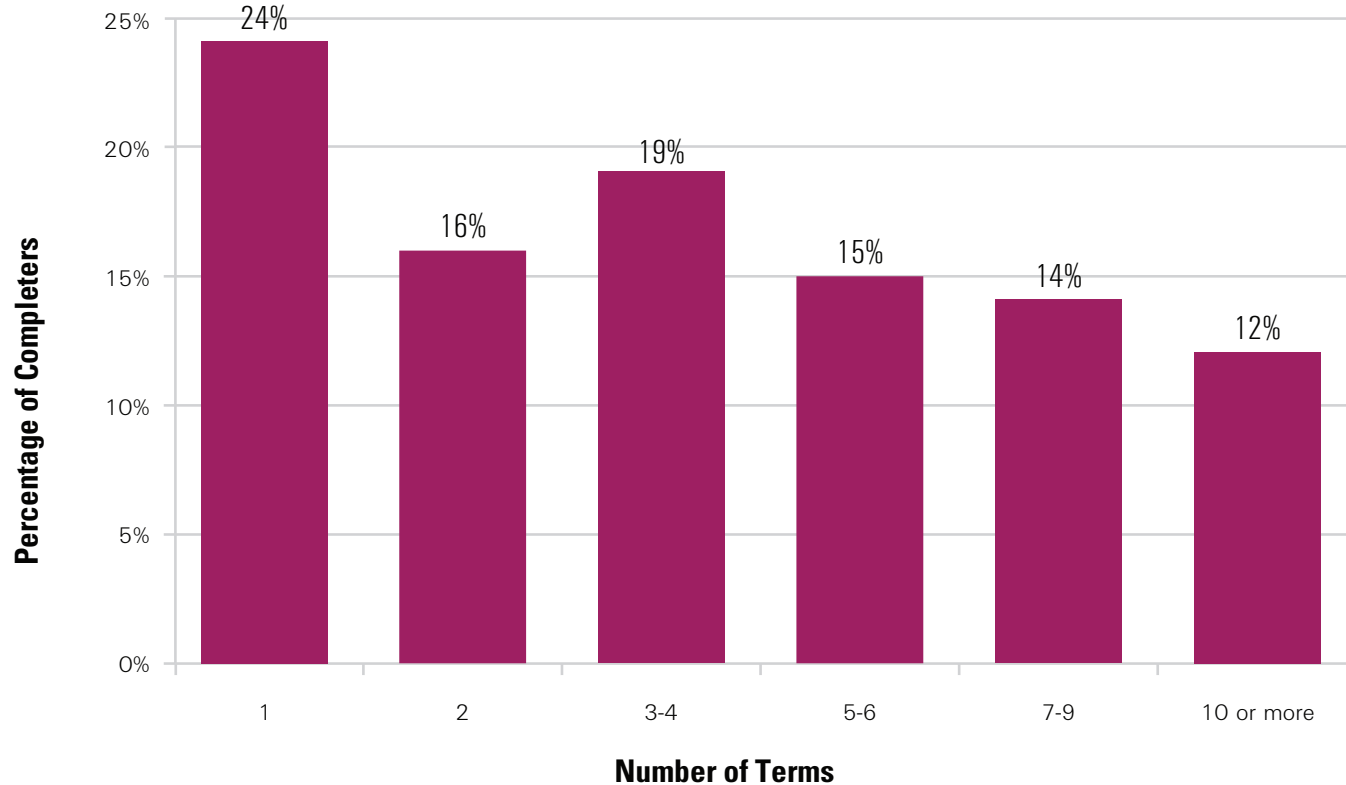
## Duration of Two-Year Enrollment

In the 2010-11 academic year, **45 percent** of all students who completed a degree at a four-year institution had previously enrolled at a two-year institution.

Nearly a quarter of these students were enrolled in a two-year institution for a single term. About three quarters of them were enrolled for six or fewer terms.

With data current through Summer 2011

### Number of Enrolled Terms at Two-Year Institutions Prior to Degree Completion at Four-Year Institutions\*



\*Terms in this analysis are institutionally defined, so term length varies. The average term length was 106 days.